





Code 102540

UJK Worktop Table Kit



Perfect square mitre cuts with a track saw



Quick surface clamping using guide rail clamps, code 505561



Using dogs and clamps to ensure the work piece is clamped square and level



Surface and side holes are in line



Side dogs ensure the work piece is perfect in the horizontal or vertical position




Unique twist dogs ensure perfect accuracy



Tool tray beneath the table top for storage



A simple bench can be constructed for the work top table



UJK HDF valchromat table top with 20mm holes, code 102537



Twist dogs to inset into the HDF valchromat top with twist holes code 102538



Removing the pins enables the dogs to insert into the HDF valchromat top with 20mm holes, code 102537



Accessories



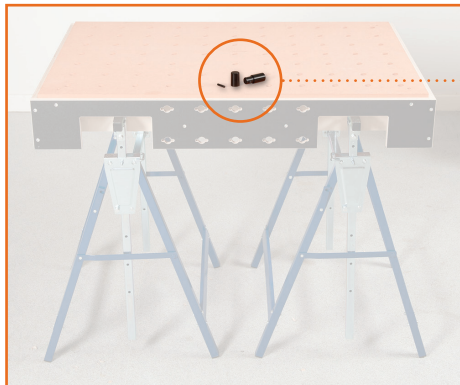
Bernnenstuhl MB160H Telescopic Trestle
Code 611070



UJK Table
Code 102540



UJK HDF Valchromat Top with twist holes
Code 102538



UJK 40mm Twist Dogs
Code 102542



UJK 40mm Twist Dogs with the pins removed

The UJK technology brand was launched by Axminster in 2012 with the deliberate intention of encompassing a range of carefully selected products that we hold in high esteem. Many of these products are designed by us and are manufactured here in the United Kingdom, whilst those that are not are entrusted to one of our most respected Far Eastern suppliers. The range, which includes routing, measuring and wood jointing products has already proven to be extremely popular. We are continually striving to develop and increase this range of quality, innovative products and hope that all of our discerning customers will become fully aware of the latest UJK technology equipment.

Axminster Tools & Machinery Ltd
Weycroft Avenue, Axminster, Devon EX13 5PH

ujktechnology.co.uk

Code	Description
102541	A Pair of UJK 18mm Twist Dogs
102542	A Pair of UJK 40mm Twist Dogs
102539	UJK HDF Valchromat Top (Blank)
102537	UJK HDF Valchromat Top with 20mm holes
102538	UJK HDF Valchromat Top with twist holes
505561	Quick Lever Guide Rail Clamp
505951	Guide Rail Clamp
505542	Parf Dogs 10mm High
505543	Parf Dogs 70mm High



Bench Stand Construction



A Simple Bench can be constructed for the UJK worktop table, please follow the instructions below to construct the bench stand.

The cut list can vary depending on timber available and how tall the user is. The only measurement which should not be changed is the stretcher length.

Long stretchers x 4, 1102mm x 42mm x 65mm

Short stretchers x 4, 718mm x 42 x 65mm

Legs x 4, 840mm high 85 x 85mm

Notches in legs can be done using a router. It is Recommended to do all four legs at the same time so they are all in the same position and depth. A 24mm notch will give a side protrusion of 18mm. If stretchers width is different, the depth of leg notch needs to be adjusted to give 18mm protrusion.

When assembling the bench we recommend using large wood screws, pre drilled and countersunk.

The top frame of the UJK table does not need to be screwed to the legs unless desired.

If the UJK work top is regularly removed to use on trestles its a good idea to chamfer the top of the legs.

